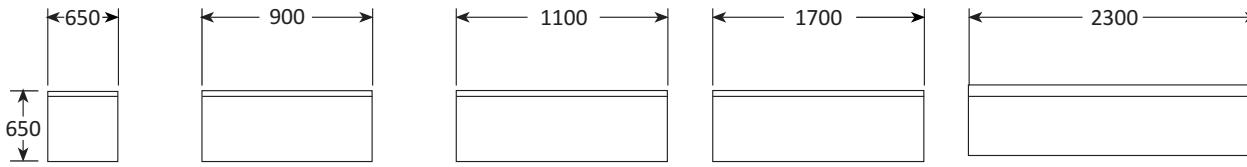
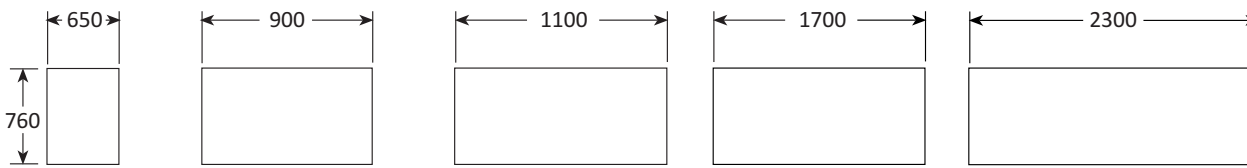


## TECHNICAL INFORMATION & FEATURES

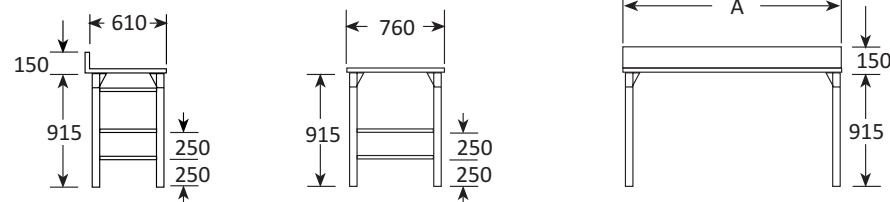
### Splash Back Tables - Top View



### Plain Top Tables - Top View



### Side and Front View



- The top is manufactured from 1.0 mm 430 No 4 P.V.C coated stainless steel
- The rear shall have a 150 mm vertical splash back with a 20 mm return and a 10 mm turndown - Where applicable
- 1.0 mm Mild steel under sheet - Epoxy coated
- Vermin proof bitumen sound deadening compound is applied between the stainless steel and mild steel
- Angle iron frame work - Epoxy coated
- 42 x 2 mm stainless steel legs
- Corner gussets are fitted with 48 mm tubing and M10 bolts to accommodate removable legs
- 1 x 20 mm Stainless steel square tubing welded to legs at 250 mm to accommodate shelf
- Splash back table: A = 650 mm, Pack size 670 x 660 x 295 mm, Weight 16 Kg
- Splash back table: A = 900 mm, Pack size 920 x 660 x 295 mm, Weight 19 Kg
- Splash back table: A = 1100 mm, Pack size 1120 x 660 x 295 mm, Weight 23 Kg
- Splash back table: A = 1700 mm, Pack size 1720 x 660 x 295 mm, Weight 38 Kg
- Splash back table: A = 2300 mm, Pack size 2320 x 660 x 295 mm, Weight 53 Kg
- Plain top table: A = 650 mm, Pack size 670 x 765 x 185 mm, Weight 18 Kg
- Plain top table: A = 900 mm, Pack size 920 x 765 x 185 mm, Weight 21 Kg
- Plain top table: A = 1100 mm, Pack size 1120 x 765 x 185 mm, Weight 25 Kg
- Plain top table: A = 1700 mm, Pack size 1720 x 765 x 185 mm, Weight 40 Kg
- Plain top table: A = 2300 mm, Pack size 2320 x 765 x 185 mm, Weight 55 Kg