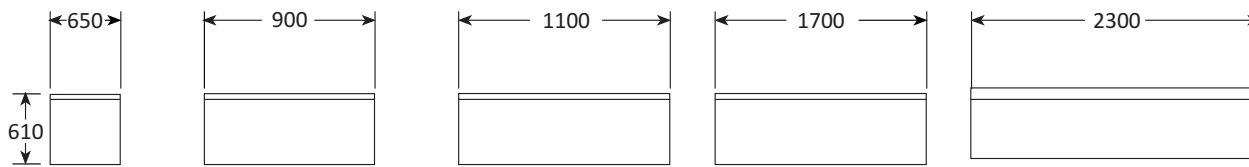
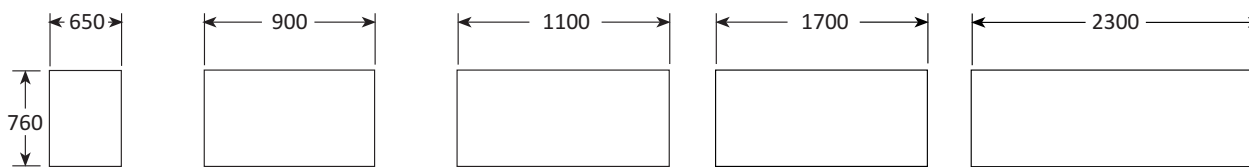


TECHNICAL INFORMATION & FEATURES

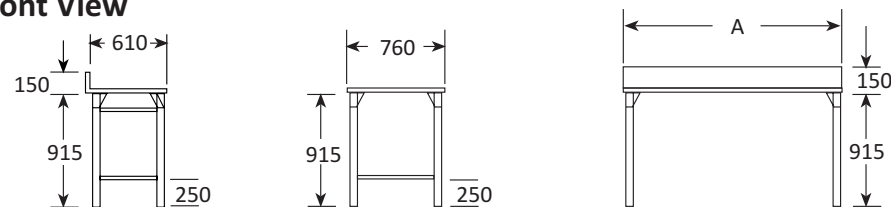
Splash Back Tables - Top View



Plain Top Tables - Top View



Side and Front View



- The top is manufactured from 0.7 mm 430 No 4 P.V.C coated stainless steel
- The rear shall have a 150 mm vertical splash back with a 20 mm return and a 10 mm turndown - Where applicable
- 0.8 mm Mild steel under sheet - Epoxy coated
- Vermin proof bitumen sound deadening compound is applied between the stainless steel and mild steel
- Angle iron frame work - Epoxy coated
- 42 x 2 mm Mild steel legs
- Corner gussets are fitted with 48 mm tubing and M10 bolts to accommodate removable legs
- 1 x 30 mm Mild steel flat bar is welded to legs at 250 mm to accommodate shelf
- Splash back table: A = 650 mm, Pack size 670 x 660 x 295 mm, Weight 13 Kg
- Splash back table: A = 900 mm, Pack size 920 x 660 x 295 mm, Weight 16 Kg
- Splash back table: A = 1100 mm, Pack size 1120 x 660 x 295 mm, Weight 20 Kg
- Splash back table: A = 1700 mm, Pack size 1720 x 660 x 295 mm, Weight 35 Kg
- Splash back table: A = 2300 mm, Pack size 2320 x 660 x 295 mm, Weight 50 Kg
- Plain top table: A = 650 mm, Pack size 670 x 765 x 185 mm, Weight 15 Kg
- Plain top table: A = 900 mm, Pack size 920 x 765 x 185 mm, Weight 18 Kg
- Plain top table: A = 1100 mm, Pack size 1120 x 765 x 185 mm, Weight 22 Kg
- Plain top table: A = 1700 mm, Pack size 1720 x 765 x 185 mm, Weight 37 Kg
- Plain top table: A = 2300 mm, Pack size 2320 x 765 x 185 mm, Weight 52 Kg