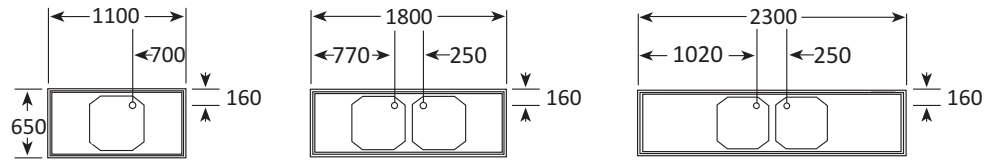


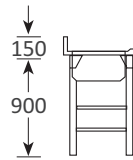
TECHNICAL INFORMATION & FEATURES

Preparation Sinks

Top View

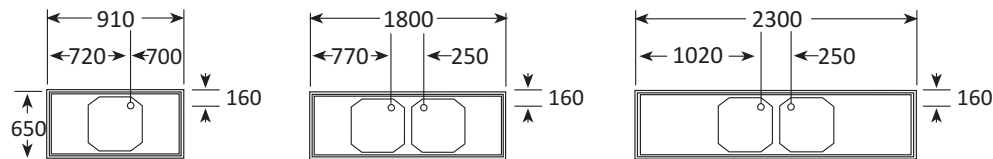


Side View

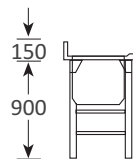


Pot Sinks

Top View

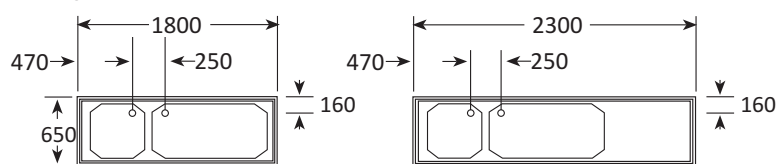


Side View

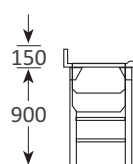


Combination Sinks

Top View

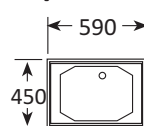


Side View

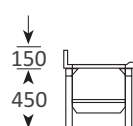


Mop Sinks

Top View



Side View



- Ergonomically designed
- The top is manufactured from 1.2 mm 304 No 4 P.V.C coated stainless steel
- The top has a 35 mm boxed edge with a 60 mm turndown and a return of 10 mm
- The rear shall have a 150 mm vertical splash back with a 20 mm return and a 10 mm turn down
- 1.6mm Mild steel under sheet - Epoxy coated
- Vermin proof bitumen sound deadening compound is applied between the stainless steel and mild steel
- Angle iron frame work - Epoxy coated
- 42 mm 304 Stainless steel legs
- Corner gussets are fitted with 48 mm tubing and M10 bolts to accommodate removable legs
- 2 x 20 mm Stainless steel square tubing are welded to legs at 250 mm intervals for support and to accommodate 2 shelves
- Preparation bowls are pressed in one piece from 1.6 mm Type 304 deep drawn stainless steel
- Waste outlet hole is to the centre of the bowl
- Prep bowl size 500 x 500 x 250 mm
- Pot bowl size 615 x 500 x 385 mm
- Single prep sink - Centre, left or right: A = 1100 mm, Pack size 1120 x 660 x 600 mm, Weight 35 Kg
- Double prep sink - Centre, left or right: A = 1800 mm, Pack size 1820 x 660 x 600 mm, Weight 39 Kg
- Double prep sink - Centre, left or right: A = 2300 mm, Pack size 2320 x 660 x 600 mm, Weight 41 Kg
- Single pot sink: A = 900 mm, Pack size 950 x 660 x 600 mm, Weight 33 Kg
- Single pot sink: Centre, left or right: A = 1800 mm, Pack size = 1820 x 660 x 600 mm, Weight 42 Kg
- Single pot sink: Centre, left or right: A = 2300 mm, Pack size = 2320 x 660 x 600 mm, Weight 46 Kg
- Double pot sink: A = 1800 mm, Pack size = 1820 x 660 x 600 mm, Weight 47 Kg
- Double pot sink: Centre, left or right: A = 2300 mm, Pack size 2320 x 660 x 600 mm, Weight 51 Kg
- Combination sink: Left or right: A = 1800 mm, Pack size 1820 x 660 x 600 mm, Weight 44 Kg
- Combination sink: Left or right: A = 2300 mm, Pack size 2320 x 660 x 600 mm, Weight 49 Kg